

# RAPTOR ENRICHMENT



## PUZZLE TUBE

### Supplies Needed:

- Paper towel tube
- Construction paper
- Newspaper
- Non-toxic glue
- Box cutter or scissors



### MATERIALS & TOOLS



**STEP 1:** Glue a 2-inch strip of construction paper to one end of the tube. Leave a 1-inch overhang.




**STEP 2:** Cut the construction paper into a fringe and press it down so it flares out.



**STEP 3:** CAREFULLY cut 1-inch slits all over the entire tube.




**STEP 4:** Twist or fold small pieces of construction paper into different shapes.




**STEP 5:** Slide the small pieces of construction paper into the slits on the sides of the tube.



**STEP 6:** Stuff the inside of the tube with wadded up newspaper.



**STEP 7:** Cut and glue construction paper shapes to decorate the outside of the tube.



**FINISHED PRODUCT**

What animal behavior does this enrichment encourage?

When an animal actively searches for food in the wild it is called **FORAGING**. The purpose of this behavior is to increase the animal's energy reserves so it can survive and reproduce successfully. Puzzle Tubes often have food hidden in them for the birds to find.

For the safety of the animals, please use only approved items from the materials list provided. A more detailed items list can be found on our website at [CarolinaRaptorCenter.org/AnimalEnrichment](http://CarolinaRaptorCenter.org/AnimalEnrichment)

