

RAPTOR ENRICHMENT




PAPER CHAIN

Supplies Needed:


- Construction paper or printer paper
- Non-toxic glue
- Scissors



**MATERIALS
&
TOOLS**



STEP 1: CAREFULLY cut strips of paper, trying to keep them all relatively the same size.




STEP 2: Starting with one strip of paper, add glue to one end.




STEP 3: Press the ends together forming a loop.



STEP 4: Thread a second strip through the first loop and add glue to one end of that strip.



STEP 5: Press the ends together making an interconnected loop with the first.



STEP 6: Repeat steps 3 and 4 until you have a length of chain between 6-8 feet long.



FINISHED PRODUCT

What animal behavior does this enrichment encourage?

Raptors naturally **RIP** or **SHRED** their food before they swallow it. The purpose of this behavior is to break down the animal's food making it easier to digest. Birds like our Spectacled Owl are often seen enjoying shredding **PAPER CHAINS** on the Raptor Trail.

For the safety of the animals, please use only approved items from the materials list provided. A more detailed items list can be found on our website at CarolinaRaptorCenter.org/AnimalEnrichment

